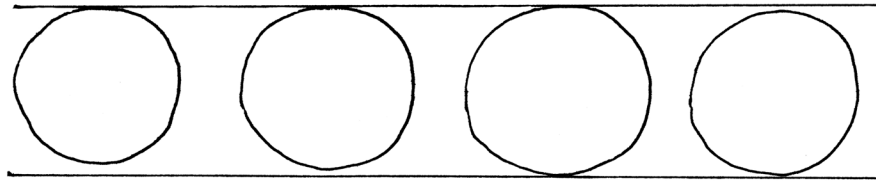

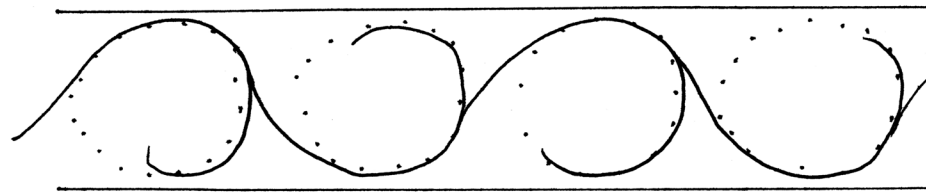



# A Medieval Border



1. With pencil, draw border area in a panel or circular shape. Lightly draw circles next to each other.



2. Draw vine over circles with ink in a drawing nib, or a fine line marker



3. Fill in details in ink; this is basically advanced doodling

4. After inking in vine and details, erase pencil edges and circles

5. Add color with paint, markers or colored pencils. Gold is fun too!



leaf



leaf



acorn



bud



filler



stipple



flower



sun



leaf



flower